



## ORA2-LED

### LED Wall/Flood Light



## WALL MOUNT WITH CONDUIT ENTRIES



## **KNUCKLE MOUNT**



## YOKE MOUNT

Applications:  
Perimeter lighting in condos, townhouses, malls, commercial buildings.

**DESCRIPTION:**

The ORA-LED series is a fully adjustable multi-purpose fixture that replaces traditional wall packs or floods. The ORA features a sleek elegant design with multiple mounting options.

## FEATURES:

- Fixture head may be aimed down or aimed out as needed.
- Three mounting options available - knuckle, yoke and wall mount.
- Wall light/flood light with wide beam optics.
- Wall mount version comes with back box that has 4 conduit entries on left and right sides, bottom and the back
- Architectural wall mount box (without conduit entries) available as an option sold separately.
- 0-10V dimming is standard.
- 0.15 meter power cord for knuckle and wall mount units and 0.5 meter power cord for yoke mount units.

## SPECIFICATIONS

**ORA2-LED30**

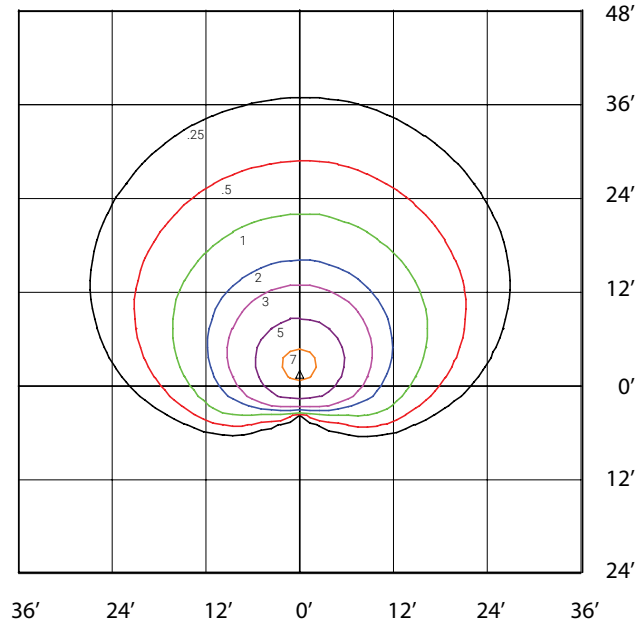
Watts	29.8
Lumens	3697.6
Efficacy (Lm/W)	124.2
Replaces Up To	100W MH
Total Harmonic Distortion	16.5
Power Factor	0.9
Voltage	120-277, 480V**
CCT	4000K*
Dimming	0-10V Dimming*
LED Life @ 100,000 Hours	77%
Finish	Bronze*
Housing Details	Die Cast Aluminum
Lens Details	Clear PC Lens
Mounting	Knuckle, Yoke, Wall Mount,
Operating Temp.	-40°C to +40°C
Certifications	UL, Wet Location, 5 Year Warranty, cULus Certified as per UL1598 & CSA C22.2 NO. 250.0, DLC 5.1
Options Sold Separately	Architectural Wall Mount Box (without conduit entries)

\* Standard Configuration



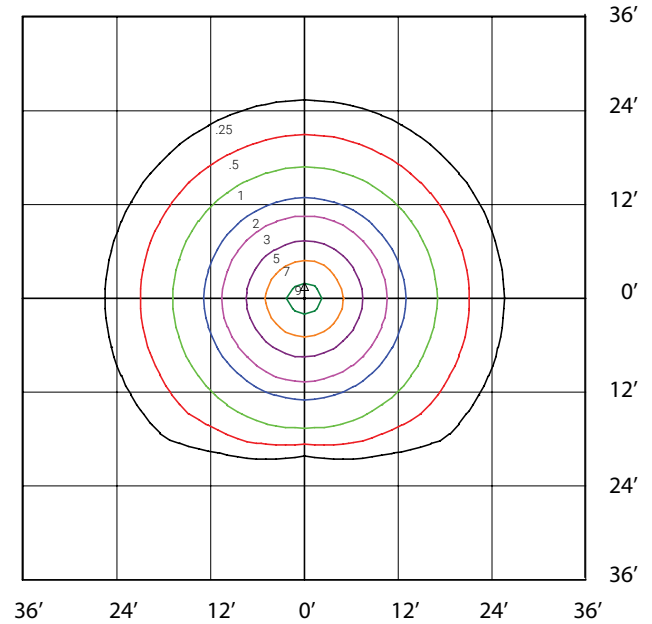
ORA2-LED30-B-4K-DIM  
MOUNTED AT 12 FEET 45 DEGREE TILT

Total Lumens = 3698 Mounting Height = 12 Ft Maximum Calculated Value = 7.48 Fc



ORA2-LED30-B-4K-DIM  
MOUNTED AT 12 FEET

Total Lumens = 3698 Mounting Height = 12 Ft Maximum Calculated Value = 9.58 Fc



### SPECIFICATIONS

Model Number	Voltage (V)	Power (W)	Light Output (lm)	Efficacy (lm/W)	THD (%)	PF	CCT (K)	B-U-G
ORA2-LED30-B-4K-XXX-DIM-[KN;YK;WMC]	120-277	30	3698	124.2	16.5	0.903	4000	2-1-0

### AMPERAGE DRAW & SURGE PROTECTION

	CURRENT (A)				SURGE PROTECTION (kV)
	120V	208V	240V	277V	120-277V
ORA2-LED30	0.27A	0.16A	0.14A	0.12A	2kV

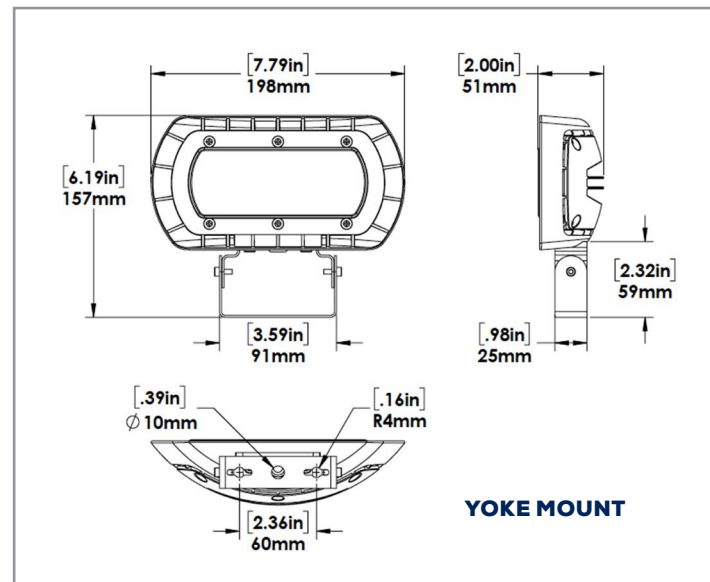
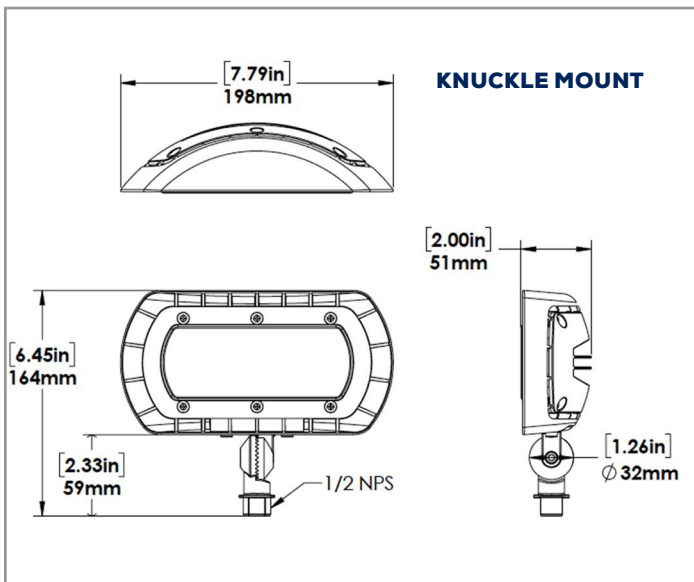
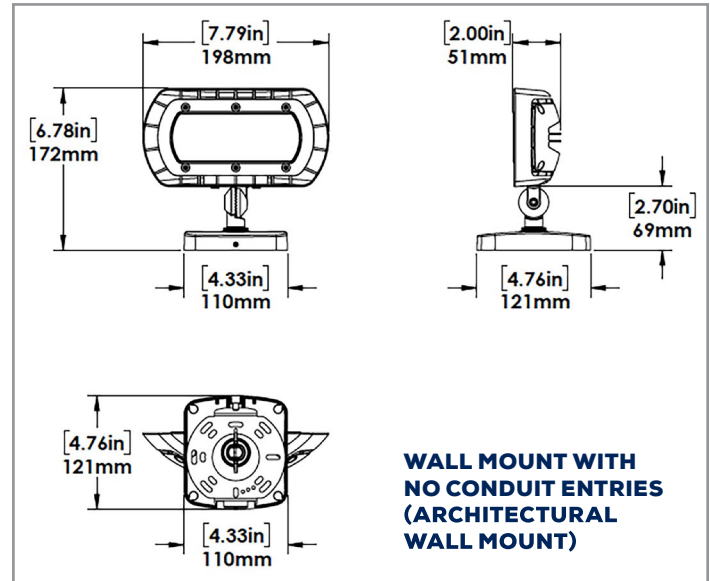
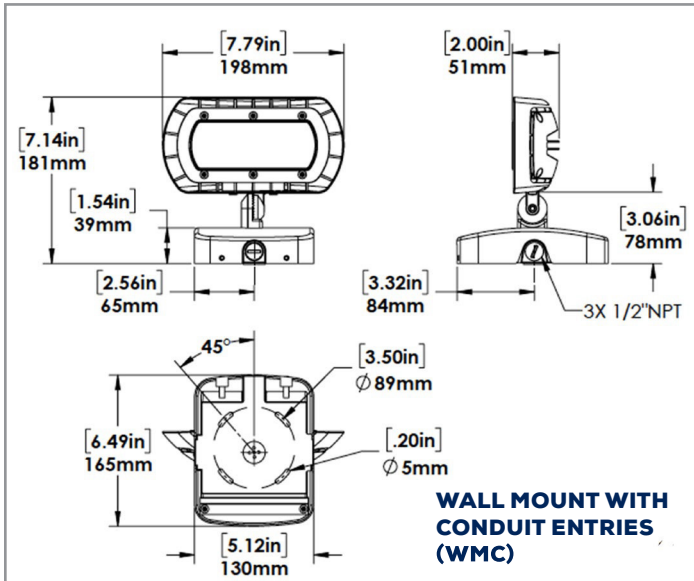
### WEIGHT (lbs)

ORA2-LED30	3.2
------------	-----

### LUMEN MAINTENANCE

	50,000	75,000	100,000
ORA2-LED30	87.8%	82.2%	76.9%

## DIMENSIONS:



## ORDERING GUIDE:

ORA2	LED30	B	4K	BRZ	DIM	
------	-------	---	----	-----	-----	--

Wattage	Voltage	Colour Temp.	Paint Finish	Dimming	Mounting
LED30 - 30W	B - 120-277V*	4K - 4000K	BRZ - Bronze*	DIM - 0-10V Dimming*	KN - Knuckle YK - Yoke WMC - Wall Mount Box With Conduit Entries

\* Standard Configuration