



# SL4-LED30

## LED Strip Light

### SPECIFICATIONS

Watts	31
Lumens	3962
Efficacy	127 Lm/W
Replaces Up To	2 Lamp T8
Color Temp**	Selectable - 3K, 4K, 5K
Certification	cULus, IP20
Operating Temp	-30°C to +40°C
Voltage	120-277V*
LED Life (L70)	>100,000 hours
Housing Material	Steel
Lens Material	Polycarbonate
Lens Type	Frosted
Mounting	Surface mount, suspended mount using linear ceiling pendant mount kit.
Total Harmonic Distortion	7.4%
Power Factor	0.993
CRI	80
Internal Surge Protection	2KV
Weight	4.6 lbs

\* Standard Configuration

\*\* Color temperature is selectable and can be changed on the fixture through a switch. The default switch setting is set to 4K on the fixture.



## DESCRIPTION

The SL4-LED30 strip light provides a highly efficient lumen output of approx. 4000 lumens. The frosted linear lens provides uniform light distribution ideal for use in shops, coves and general area lighting.

## APPLICATIONS



Shops



Cove Lighting

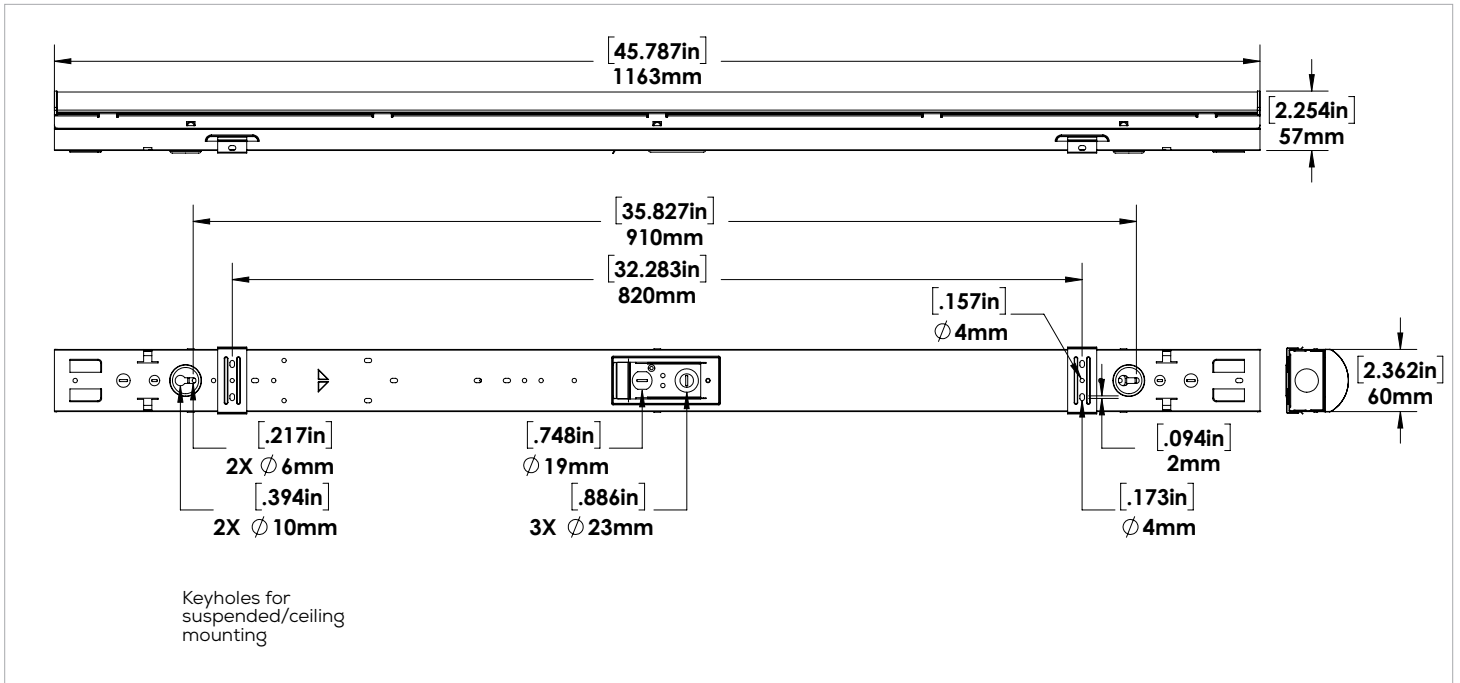


General Area Lighting

## FEATURES

- Fixture can be set at a color temperature of 3000K, 4000K or 5000K while installing through a switch inside the housing
- Narrow, linear design with frosted lens for uniform light distribution
- Join up to 25 fixtures on a single circuit using easy connector steel plates. Fixtures are daisy chained with line wires fished through the housing continuous row.
- Options: dimming high frequency sensor (inside housing), wire cage, reflector wings, linear ceiling pendant mount kit, battery back up.

**DIMENSIONS**



## COLOR SELECTABLE SWITCH

1. 5000K  
2. 4000K  
3. 3000K

**5000K**      **4000K**      **3000K**

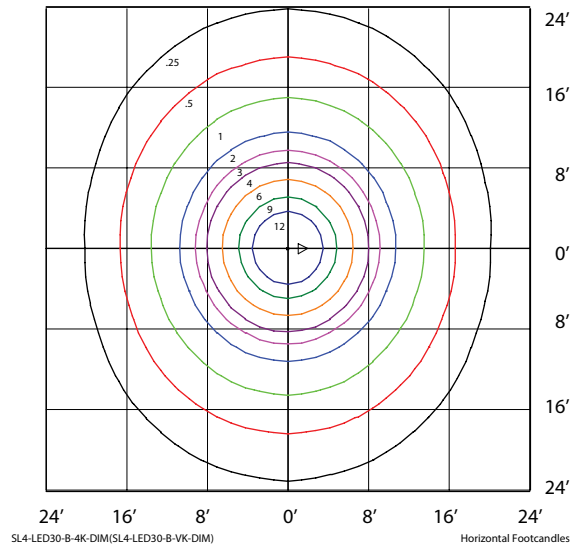
(Default switch setting)

**Easily change the colour temperature with the flip of a switch.**  
**1. TOP** position = 5000K  
**2. MIDDLE** position = 4000K  
**3. BOTTOM** position = 3000K

The switch is located inside of the fixture.

SL4-LED30-B-4K-DIM(SL4-LED30-B-VK-DIM)  
MOUNTED AT 8 FEET

Total Lumens = 3910      Mounting Height = 8 Ft      Maximum Calculated Value = 17.54 Fc



## LINEAR CEILING PENDANT MOUNT KIT


### Linear Ceiling Pendant Mount Kit

Contains 2 x 5 foot aircraft cables with ceiling mounting plates, fixture mounting rod and nut, 6 drywall anchors, and 6 screws.

**SKU 051331**

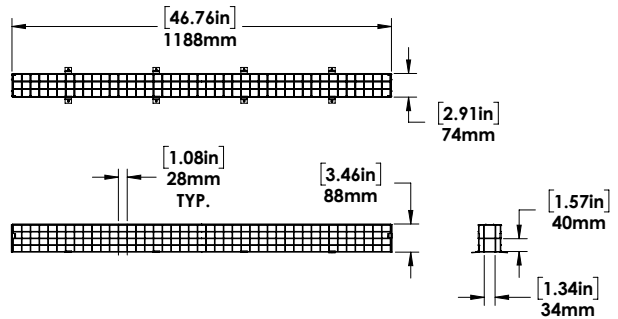



## REFLECTOR WINGS



**Reflector Wings Kit** - Wings attach by inserting tabs into the cutouts on the fixture  
**SKU 051446**

## WIRE CAGE



**Wire Cage** - To install, place wire cage over the fixture and screw the clips on to the mounting surface.  
**SKU 052114**

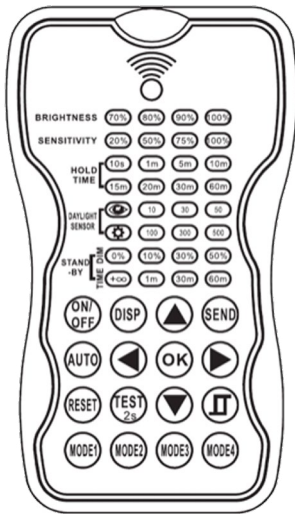
End caps of the wire cage are removable which allows installer to connect multiple fixtures with wire cages seamlessly. To connect two wire cages together, order the hardware kit 002383.

## DHFS MOTION SENSOR

Dimming High Frequency Motion Sensor is factory installed.

BRIGHTNESS	SENSITIVITY	HOLD TIME	DAYLIGHT SENSOR	STAND-BY DIM	STAND-BY TIME
100%	100%	5 minutes	Disabled	DIM: 30%	60 minutes

## RC100 REMOTE

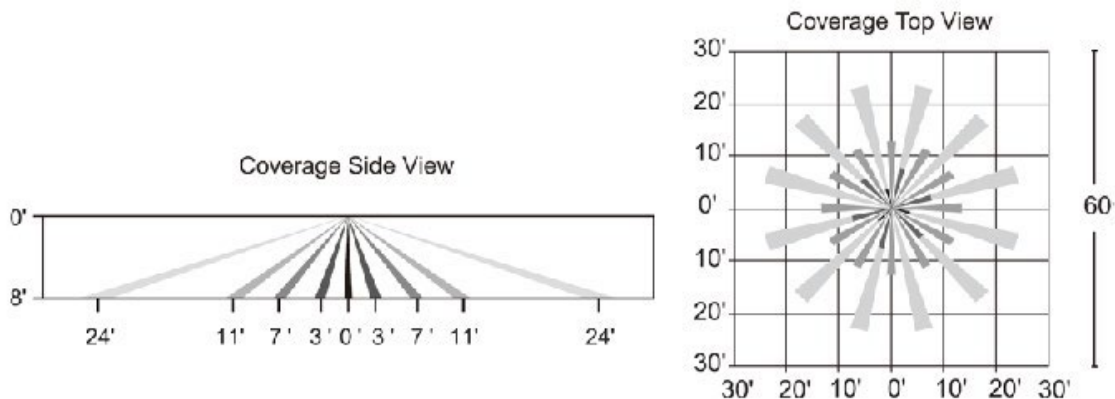


\*\* Required additional purchase for custom configurations

### DHFS SENSOR SPECIFICATIONS

<b>POWER SUPPLY</b>	100-277 VAC, SINGLE PHASE, 60HZ 100-347 VAC, SINGLE PHASE, 60HZ 208/230/480 VAC, PHASE TO PHASE, 60HZ
<b>MAXIMUM LOAD</b>	100-120 VAC, 800W, TUNGSTEN 100-120 VAC, 800W, ELECTRONIC BALLAST/LED DRIVER 230-240 VAC, 300W, ELECTRONIC BALLAST/LED DRIVER 277 VAC, 1200W, ELECTRONIC BALLAST/LED DRIVER 347 VAC, 1200W, ELECTRONIC BALLAST/LED DRIVER 480 VAC, 480W, ELECTRONIC BALLAST/LED DRIVER
<b>HIGH FREQUENCY SYSTEM</b>	5.8GHZ +/-75MHZ
<b>DIM CONTROL OUTPUT</b>	0-10V DC DIMMING, 25MA
<b>DETECTION RADIUS/ANGLE</b>	MAX 8M (26FT) AT 360°
<b>MOUNTING HEIGHT</b>	MAX 6M (20FT)
<b>HUMIDITY</b>	MAX 95% RELATIVE HUMIDITY
<b>OPERATING TEMP.</b>	-40°C TO +70°C
<b>CYCLES</b>	200,000 ON/OFF CYCLES
<b>CERTIFICATIONS</b>	CRUUS, FCC
<b>PROGRAMMING</b>	WIRELESS PROGRAMMING USING RC-100 REMOTE

## DHFS DETECTION RANGE & RADIUS/ANGLE



## BATTERY BACK UP DETAILS:

TECHNICAL SPECIFICATIONS	
Rated Input Voltage	100-347VAC
Input Current	20-100mA
Input Power	8W
Power Factor	0.6 @ 100VAC, 0.5 @347 VAC
Output Wire L-out N-out (LED load input)	AC 6A Max
Output Voltage (Emergency Mode)	8W
Recharge Current	0-200mA
Recharge Time	24 Hours
Discharge Time	90 Minutes
Maximum Case Temperature Tc	70°C
Ambient Operating Temperature Ta	10-60°C
Service Life	50,000 Hours
RFI/EMI	FCC

\*Battery Back Up is factory installed inside housing.

## ORDERING GUIDE

SL4	LED30	B	VK	DIM		
WATTS	VOLTAGE	COLOUR TEMP.	DRIVER	CONTROL	OPTIONS	
	B - 120 - 277V*	VK - COLOUR SELECTABLE* (can be changed to 3K, 4K, or 5K)	DIM - DIMMABLE DRIVER*	DHFS - DIMMING HIGH FREQUENCY SENSOR (factory installed inside the housing)	BBK8 - 8W BATTERY BACK UP	

\*Standard Configuration.

## FIELD INSTALLED ACCESSORIES

### CHECK THE ACCESSORIES YOU WISH TO ORDER:

- 052114 SL4-LED/SLH4-LED WIRE CAGE
- 052956 - SLX-LED/SLH4-LED WIRE CAGE HARDWARE KIT FOR CONTINUOUS ROW\*
- 051331 LINEAR CEILING PENDANT MOUNT KIT
- 051446 SL4-LED REFLECTOR WINGS KIT - WHT
- 052267 RC-100 MOTION SENSOR REMOTE CONTROL

\*052956 is a hardware kit for connecting 2 wire cages