



WL-LED26

LED Wall Light



IDEAL APPLICATIONS

- ✓ Entrances
- ✓ Walkways
- ✓ Exit Doors

DESCRIPTION:

The WL-LED26 is an energy efficient wall light for outdoor use that replaces up to a 70W HPS fixture.

FEATURES:

Construction

- WL-LED26 has a durable aluminum housing and clear polycarbonate lens to withstand harsh weather conditions. The fixture has a 1/2" NPT conduit entry at the bottom and a 1/2" knockout in the back for conduit entry. Traditional wall pack design that can be mounted on a standard junction box.
- Better beam distribution with clear polycarbonate lens and white reflector.

LED Configuration

- The fixture contains one high efficiency LED board that delivers a total lumen output of 3,258 lumens at an efficacy of 124 lumens/watt. This serves as an ideal replacement for a 70W HPS fixture. LEDs have a color temperature of 5000K as standard

Electrical

- Total system wattage of the unit is 26.19W. The standard unit has a high efficiency driver that operates at 120 - 277V.
- High light output of 3258 Lm with only 26W power consumption.

Photocell

- Electronic photocell included for dusk to dawn operation.

Mounting

- Ideal fixture for mounting at 20ft -10ft on building exteriors, loading areas and entrances.

Finish

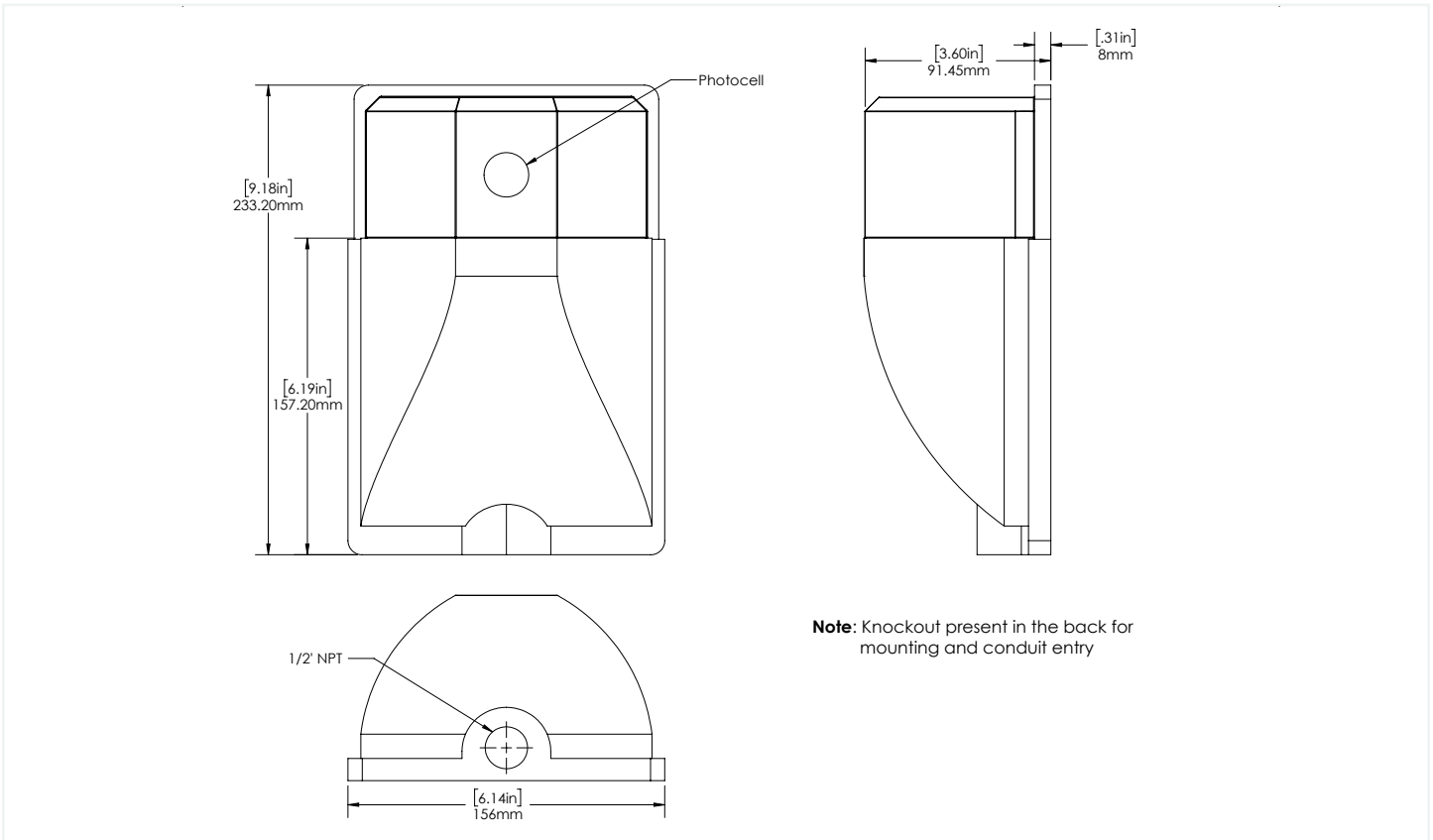
- Bronze

SPECIFICATIONS

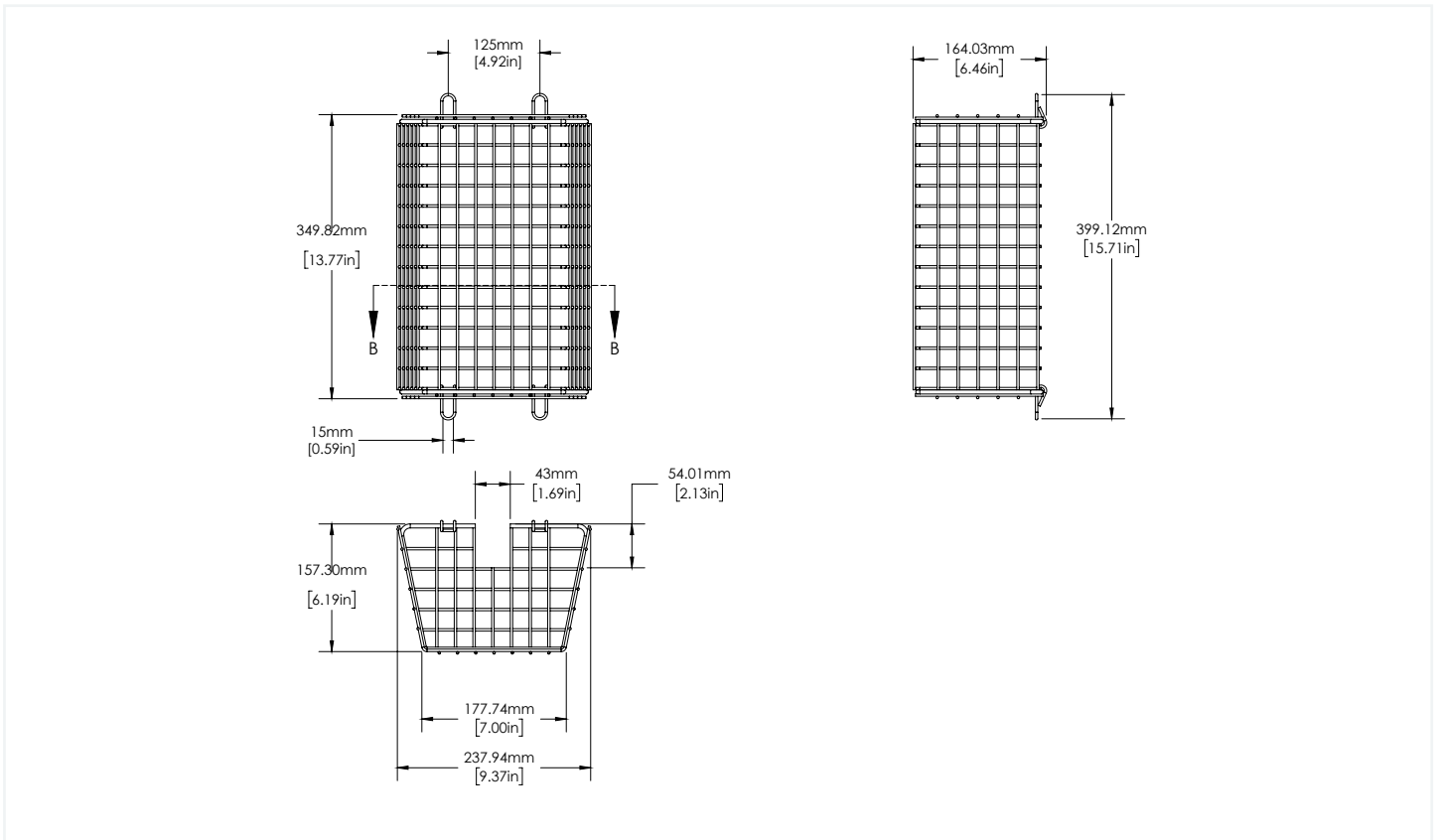
SPECIFICATIONS	WL-LED26
Watts	26.19W
Lumens	3,258 Lm
Efficacy	124 Lm/W
Voltage	120-277V
Color Temp	5000K
CRI	74.5
Dimming	0-10V Dimming
THD	14.1%
PF	0.99
LED Life (L80)	>54,000 hours
Operating Temp	-40°C to +40°C
Housing Material	Die Cast Aluminum
Mounting	Wall Mount
Accessories Sold Separately	Wire cage
Certification	ETL Listed, 5 Year Warranty, Wet Locations, DLC Standard



DIMENSIONS:



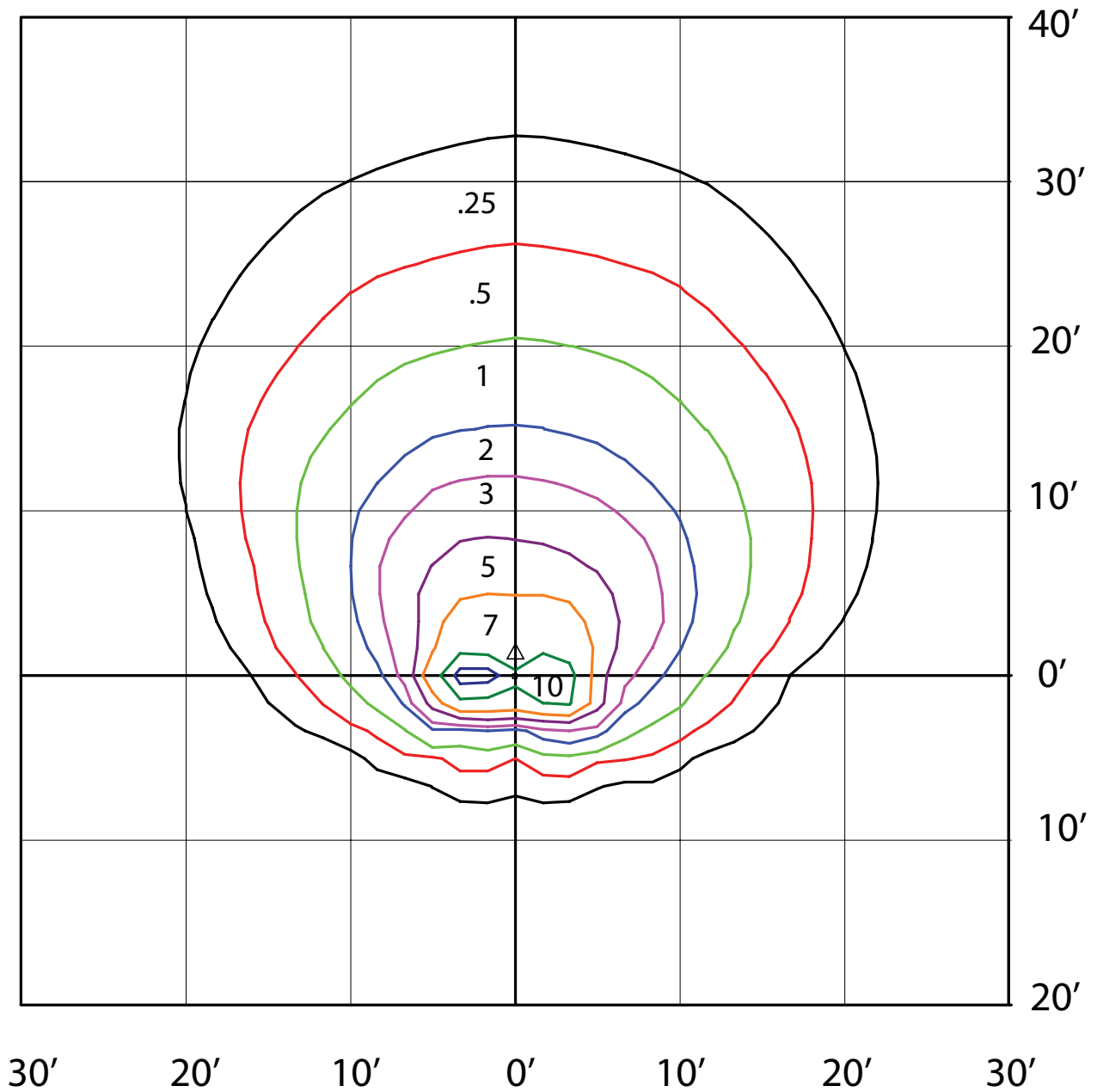
ACCESSORIES (WIRE CAGE ORDER SEPARATELY):



WL-LED26-B-5K-DIM-PC-CL MOUNTED AT 10FEET

Lumens 3179

Maximum Calculated Value 12.96 Fc



ORDERING GUIDE:

WL	LED26	B	5K	BRZ	DIM	PC	CL
Fixture	Wattage	Voltage	Colour Temp.	Finish	Dimming	Photocell	Lens
	LED26	B - 120-277V	5K - 5000K	BRZ - Bronze	DIM - 0-10V Dimming	PC - Photocell	CL - Clear Lens

Note: Photocell can be deactivated by disconnecting the wires to the photocell.

(remove the threaded button photocell and disconnect wires, ensure to fasten the photocell for proper sealing).

ORDERING GUIDE

Check the items that you wish to order:

- 052494 - WL-LED26-B-5K-BRZ-DIM-PC-CL
- 051211 - WIRE CAGE ZINC PLATED STEEL F/WL