




CPL24-LED45A30

Lumen Adjustable | Color Selectable
Led Panels

SPECIFICATIONS

Watts	45W/40W/30W
Lumens	5625 max
Efficacy (Lm/W)	125 Lm/W
Color Temp	3.5K, 4K, 5K 4K (Default)
Operating Temp	-20°C to +40°C
Voltage	120-277V
THD	12.4%
Material	PMMA Lens (acrylic lens) Frame: Aluminum
Beam Angle	120°
Mounting	T-bar ceiling mount (standard), suspension or surface mount kits (optional)
Dimming	0-10V(10%-100%)
PF	>0.9
CRI	>80



Other Available sizes



1' x 4'

2' x 4'



DESCRIPTION

Ceiling panels with back-lit technology that provide uniform distribution, superior performance and reduced glare.

APPLICATIONS



Offices



Schools



Retails



Commercial
Spaces

FEATURES

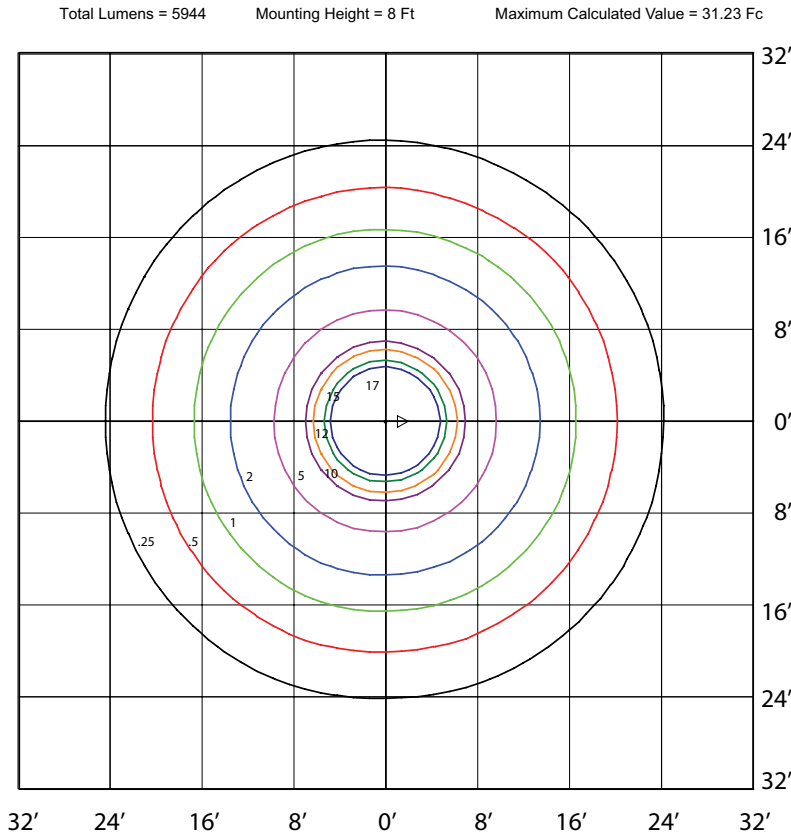
- Lumen Adjustable and Colour Selectable Backlit LED Panels
- 3 switch settings for lumen adjustment - 45W/40W/30W
- 3 switch settings for colour selection - 3.5K/4K/5K
- Aluminum frame and PMMA lens.
- 1x4, 2x2, 2x4 panels in 3500K, 4000K or 5000K
- Standard units mount in T-grid ceiling applications
- Surface mount and suspension kits available

AMPERAGE DRAW & SURGE PROTECTION				
CURRENT (A)				SURGE PROTECTION (kV)
120V	208V	240V	277V	120-277V
0.4A	0.23A	0.2A	0.18A	4kV

LUMEN MAINTENANCE		
50,000 HOURS	75,000 HOURS	100,000 HOURS
90%	86%	82%

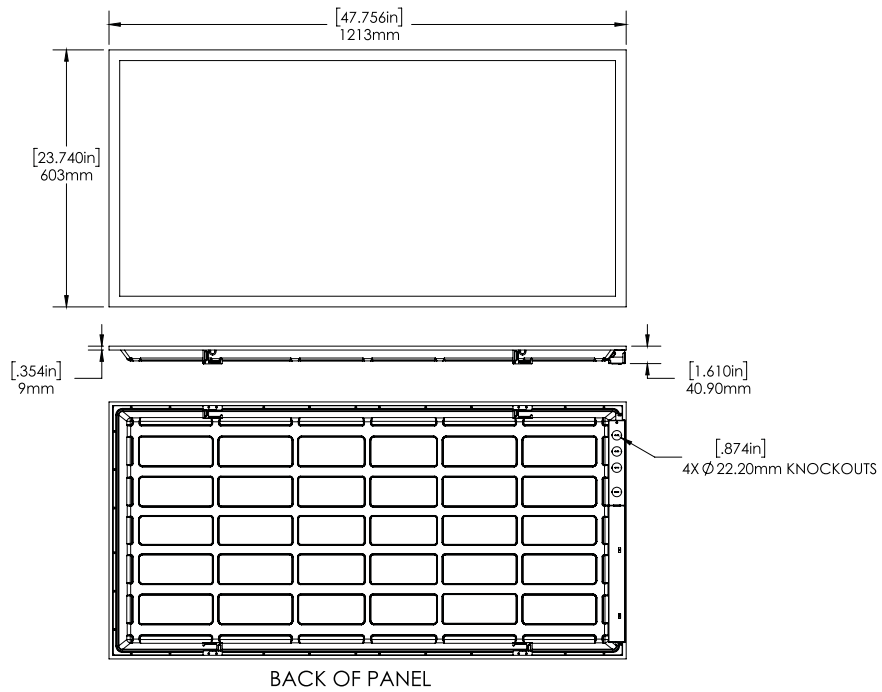
Weights (lbs)
9.2

**CPL24-LED45-B-35K-DIM (CPL22-LED45A35-B-VK-DIM)
MOUNTED AT 8 FEET**



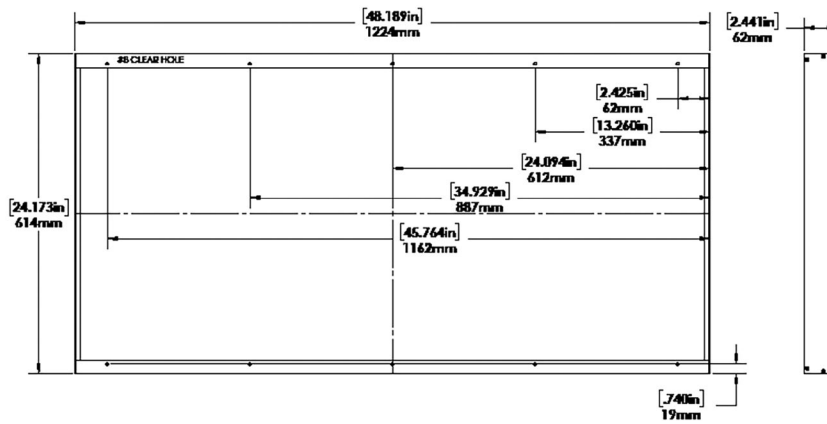
DIMENSIONS

2' x 4' Panel



Note: Suspension Mounting Accessory Kit has a maximum length of 3.86 ft, and minimum length of 0.58 ft.

SURFACE MOUNTING KIT



ORDERING GUIDE

ACCESSORIES (OPTIONAL)

CPL24	LED45A30		VK	
		VOLTAGE	COLOR TEMP.	Color TEMP.
		B- 120 - 277V	VK - Color Selectable (3.5K/4K/5K)	DIM - 0-10V Dimming*

051808 - 2 CABLE SUSPENSION MOUNT KIT F/BACKLIT CPL

051939 - CPL24-LED40 SURFACE MOUNT KIT F/BACKLIT CPL

*Standard Configuration.