



The MS 180S is a fully adjustable motion sensor that can be set for dusk to dawn operation and other custom applications

### APPLICATIONS

**Ideal for use on building perimeters and entrances.**

<b>Project</b>	
<b>Type</b>	
<b>Date</b>	
<b>Notes</b>	

### SPECIFICATIONS

#### Construction

Durable polycarbonate construction. An adjustable aluminum extension arm is included with the sensor. The arm has two joints that are connected by screws and rotate 180° along the vertical axis. It can be detached from the sensor when not required.

#### Electrical

The sensor consumes negligible power and has a load rating of 200W. The unit has surge suppression of 4kV.

#### Mounting

Standard unit comes with 1/2" NPS threaded arm that fits on all standard boxes, covers and fixture knockouts. Fixture can be mounted from the bottom or the side conduit access. Ensure sensor faces downward toward desired detection range.

**Load rating**  
200W

**Voltage**  
120 - 277V

**Surge Suppression**  
4kV

**Detection range**  
180°

**Detection method**  
Passive Infrared

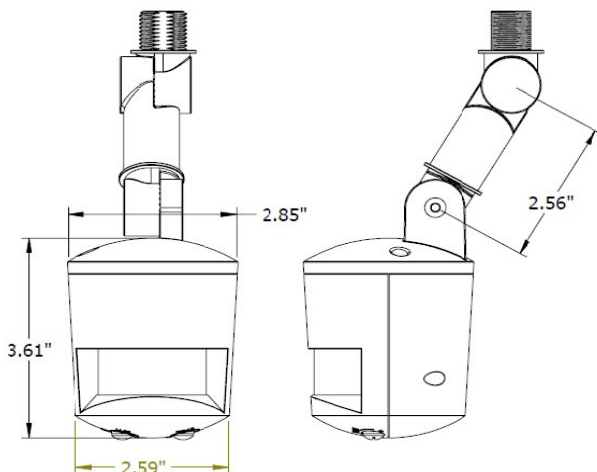
**Sensor range**  
50 feet X 180° X at 8 feet mounting height

**Time adjustment**  
5 secs to 7 minutes

**Daylight Adjustment**  
Fully adjustable for 24 hour operation or custom applications

<b>Ideal mounting height</b>	<b>8' - 12'</b>
<b>Operating Temperature</b>	<b>-40°C to +40°C</b>
<b>Certification</b>	<b>cCSAus</b>
<b>Warranty</b>	<b>5 years</b>
<b>Weight</b>	<b>0.75 lbs</b>

### DIMENSIONS



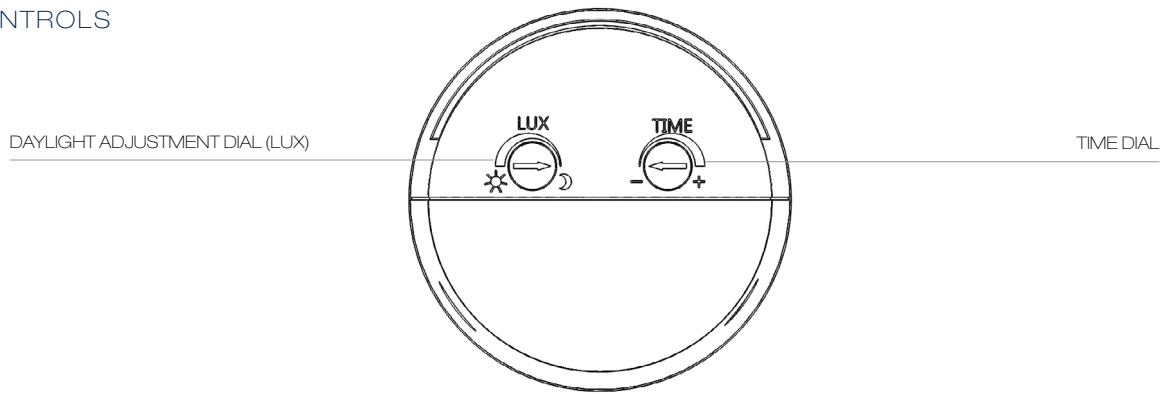
Sensor shown with VEK LED fixture mounted from side conduit access of fixture.



Sensor shown with AWL LED fixture mounted from bottom conduit access of fixture



CONTROLS



CONTROLS

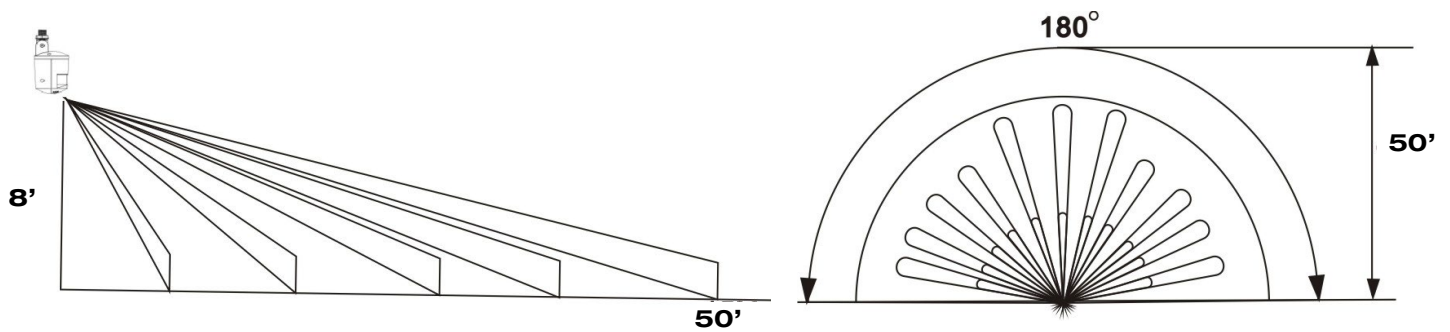
**Daylight Adjustment Dial (LUX)**

Deactivates lights during daylight. Fully adjustable for 24 hour operation or custom applications. For normal dusk (night) operation set the dial about three-quarters of a turn towards the "moon" symbol.

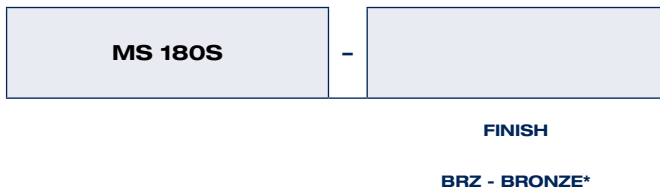
**Time Dial**

Controls how long the light will remain on once activated. The range is from 5 seconds to 30 minutes.

DETECTION RANGE



ORDERING GUIDE



\* Standard configuration