

The RFL4-LED152 is a sleek, ruggedly designed, high efficiency floodlight. This LED flood has multiple mounting options and accessories to suit a wide range of applications.



APPLICATIONS

Ideal for building façades, sign lighting, area lighting, and wall washing in both commercial and industrial applications.

Project	
Type	
Date	
Notes	

SPECIFICATIONS

Construction

Precision die cast aluminum housing with clear polycarbonate lens. Superior heat sinking design with air-flow fins on the top and bottom to maximize fixture life.

LED configuration

Each unit has four high efficiency Chips on Board (COBs) that deliver 18,240 lumens. The LEDs have a color temperature of 5000K as standard. 4000K, 3000K also available. The CRI is greater than 70 and the operating temperature range is -40°C to +40°C.

Beam Distribution

NEMA 6HX 6V or NEMA 3HX 3V is standard.

Electrical

Total system wattage of the unit is 152W. The standard unit has a high efficiency driver that operates at 120 - 277V.

Mounting

Standard unit is available with three mounting options:
 - Yoke mount - 4.53" Yoke with watertight connector.
 - Slip Fitter - fits on 2 3/8" tenon and can be bull horn mounted in various configurations.
 - Wall mount - complete with a wall bracket.
 Please contact us to learn more.

Finish

Standard finish is Bronze. Please consult factory for custom color.

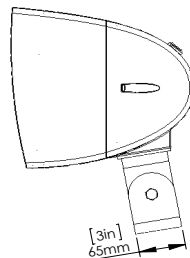
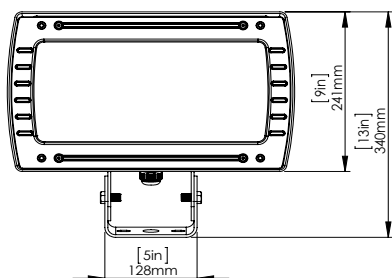
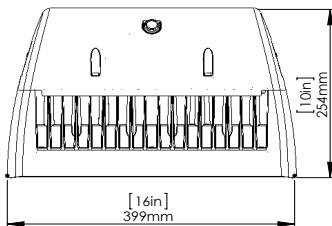
Accessories

Visor, Polycarbonate lens, Photocell, Wire Guard, Phillips Dynadimmer. Phillips Dynadimmer dims the fixture to 25% for 6 hours instead of operating at 100% at all times.

Watts	152W
Lumens	min. 18,240
Efficacy	min. 120 lumens per watt

Operating Temperature	-40°C to +40°C
Certification	cULus, IP65
Warranty	5 Years
Color Temperature	5000K (standard) 4000K (option) 3000K (option)
LED life	100,000 hours
Effective Projected Area (EPA Rating)	1.1 sq ft
Total Harmonic Distortion	10%
Power Factor	0.987

DIMENSIONS

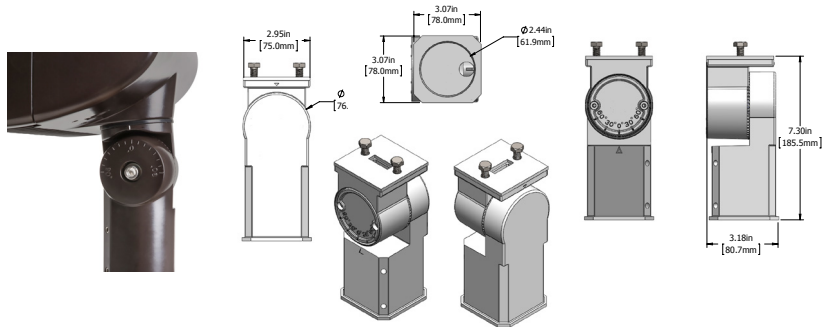


Slipfit mount

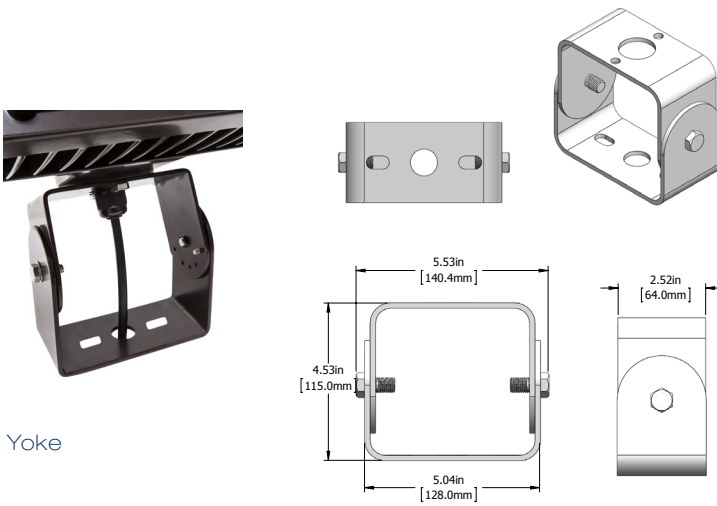


MOUNTING OPTIONS

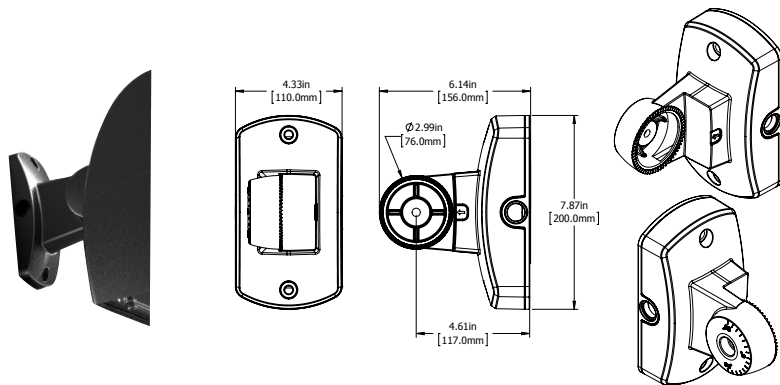
Slipfitter, Yoke, Wall bracket



Slipfitter



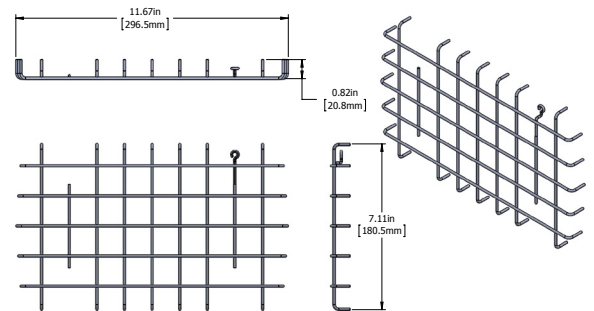
Yoke



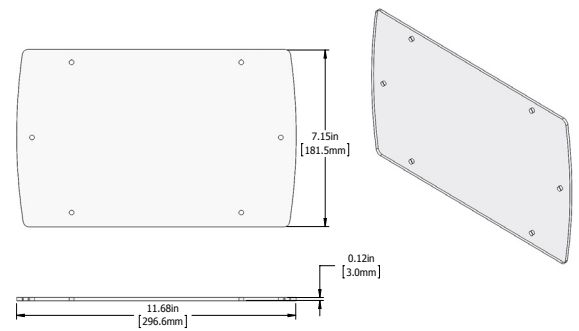
Wall bracket

ACCESSORIES

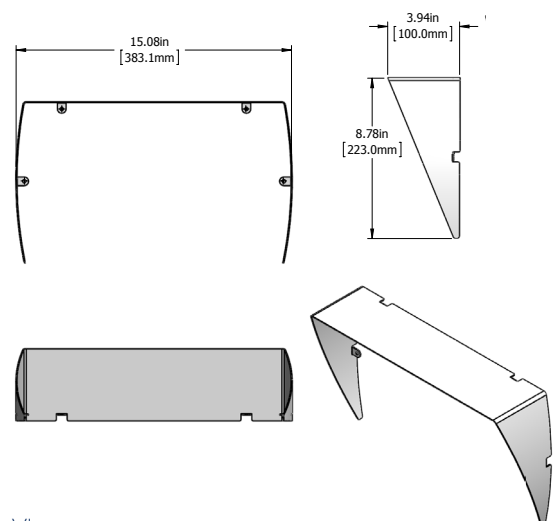
Polycarbonate lens, Wire guard, Visor



Wire Guard



Polycarbonate lens



Visor

ORDERING GUIDE

RFL4	LED152						
		VOLTAGE	COLOR TEMP	BEAM	FINISH	MOUNTING	OPTIONS
		B - 120 - 277V* A - 120V F - 277V	5K - 5000K* 4K - 4000K 3K - 3000K	W - Wide (6X6)* N - Narrow (3X3)*	BRZ - BRONZE* BLK - BLACK WHT - WHITE	YK - Yoke* SF - Slipfit* WM - Wall Mount*	V - Visor WG - Wire Guard PCL - Polycarbonate Lens PC - Photocell

*Standard configuration

** Wall mount ordered and shipped separately.