

The LFX8 is an 8 foot linear vaporproof fixture that is rugged in design, with conduit entries on the back and the side for ease of installation.



APPLICATIONS

Ideal for parking lots, industrial applications, agricultural applications, food processing industries, poultry barns and other harsh environments.

Project	
Type	
Date	
Notes	

SPECIFICATIONS

Construction

Polycarbonate UV stabilized housing with opal lens. The lens attaches to the fixture using 11 stainless steel clips on each side. The LFX8-LED80 is ideal for mounting heights between 8' - 10' creating a wide even light distribution because of its rounded opal lens.

Lens

Fixture has a high grade polycarbonate lens that is UV stabilized.

LED information

The fixture contains high efficiency LED strips that deliver a total output of 10 620 lumens at an efficacy of 131 lumens/watt. LEDs have a color temperature of 4000K as standard.

Finish

Grey Polycarbonate Finish

Electrical

Total system wattage of the unit is 82W. The standard unit has a high efficiency driver that operates at 120 - 277V. 0-10V Dimming is standard.

Mounting

Fixture comes with 2 stainless steel mounting brackets that facilitate quick and easy mounting direct on the wall or ceiling.

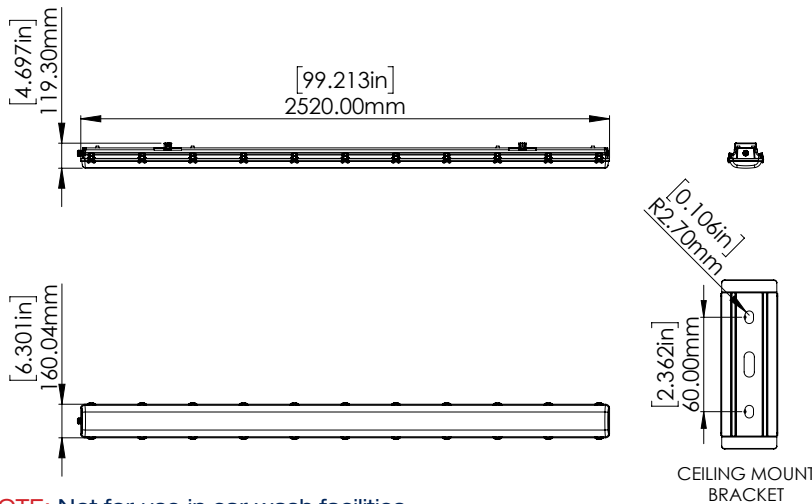
There are 6 conduit entries on the bottom and one conduit entry on either side.

Standard fixture comes complete with stainless steel locking clips and NSF rating.

Watts	82W
Equivalent to	6 lamp T8 fluorescent fixture
Lumens	10 620
Efficacy	131

Operating Temperature	-40°C to +40°C
Certification	cULus, IP66, DLC, NSF
LED Life	100,000 hours
Color Temperature	4000K (standard)
Warranty	5 years
CRI	>80
Power Factor	0.9
Total Harmonic Distortion	20.78%

DIMENSIONS




NOTE: Not for use in car wash facilities.



EASY INSTALLATION




1. Mount stainless steel clips on the surface



2. Mount fixture onto clips




3. Open up the lens by unhooking polycarbonate clips on one side



4. Remove LED tray using the pull tabs on either side of the fixture
5. Both tray and lens hang while tethered to the fixture using a clip and lock system.
6. Connect wires using quick connects



7. Reattach the tray to the fixture



8. Reattach the lens to the fixture

ORDERING GUIDE

LFX8	-	LED80	-		-	4K	-	GRY	-	DIM	-	FS
		VOLTAGE		COLOR TEMP		FINISH		FINISH		OPTIONS		
		B - 120 - 277V*		4K - 4000K*		GRY - GREY*		DIM - 0-10V dimming*		FS - NSF Rating (with Stainless Steel Clips)*		

* Standard configuration

NOTE: Not for use in car wash facilities.